



# SU4 TILTING OFFSET UMBRELLA



## Features at a glance

- Marine grade aluminium frame and stainless steel hardware for longevity
- Elegant and simple to operate tilt system
- Rotates 360°
- Durable high performance hub and fittings
- Custom designed protective cover included


## Canopy

- Commercial Grade: 100% solution dyed
- Maintenance: All fabrics can be washed and are replaceable
- Shade Rating: UPF 50+
- Colourfastness: 4/5
- Weight: 290 g/m2
- Waterproof Rating: >300mm water column

## Colour Options\*



Egg Shell White



Black Widow

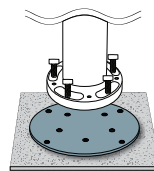


Boulder Grey

\*other non stock colours available on request.

## Mounting Options


### Surface Plate



### In-Ground Anchor



### Free-Standing Base\*



Stainless Steel Base Cover (optional)



Heavy-Duty Castor Wheels (optional)

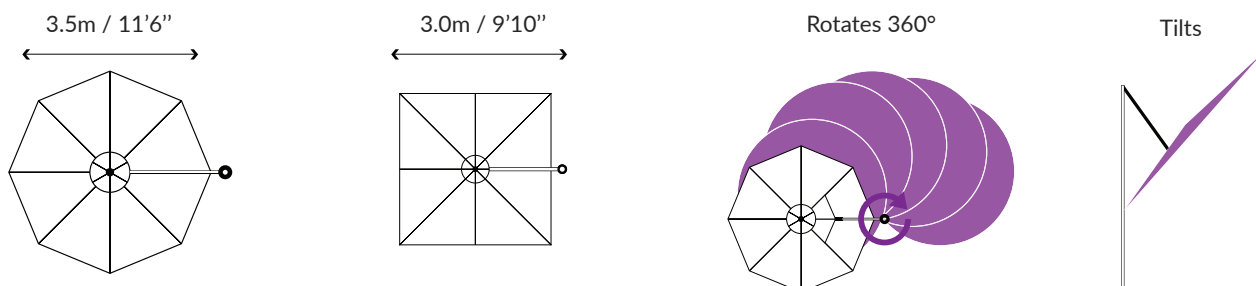
\*requires concrete pavers (not supplied) for anchoring weight



# SU4

## TILTING OFFSET UMBRELLA

### Size & Configuration



### Umbrella Dimensions



### Diagram Legend

	3.5m/11'6" Octagon	3.0m/9'10" Square
<b>A</b> Clearance of Closed Strut Arms*	880mm / 2'11"	880mm / 2'11"
<b>B</b> Depth of Umbrella When Closed	450mm / 1'6"	450mm / 1'6"
<b>C</b> Overall Height*	2723mm / 8'11"	2723mm / 8'11"
<b>D</b> Height to Edge of Canopy*	2125mm / 7'0"	2125mm / 7'0"
<b>E</b> Height to Centre Hub*	2065mm / 6'9"	2065mm / 6'9"
<b>F</b> Handle Height*	940mm / 3'1"	940mm / 3'1"
<b>G</b> Canopy Width	3480mm / 11'5"	3000mm / 9'10"
<b>H</b> Centre of Mast to Outside Edge of Canopy	3595mm / 11'10"	3595mm / 11'10"

\*Portable Base installations will add 120mm/4.7" to these measurements. Adding portable base wheels also will add a further 45-80mm/2-3".



143 St Vincent Street, Nelson, NZ

03 546 6809

[sales@tmcovers.co.nz](mailto:sales@tmcovers.co.nz)

[www.tmcovers.co.nz](http://www.tmcovers.co.nz)

Your authorised Shadowspec dealer

NZ 010919