

SHADE
ELEMENTS



Ziptrak®



As innovators of outdoor-living solutions in New Zealand for many years, Shade Elements has become an industry leader of awnings, screens and retractable pergolas.

Ziptrak® screens easily maximise your living options by connecting indoor and outdoor environments to make one harmonious room. They also provide seclusion and protection from the elements, while controlling airflow, light and temperature. As well as being robust and aesthetically pleasing, Ziptrak® has a patented track-guided system that ensures screens easily glide up or down and stop in the position you require.

Visit shadeelements.co.nz to find an installer near you.



We create versatile, beautiful outdoor spaces that connect seamlessly to homes and gardens, while providing shelter from the elements.



Features

WIDTH X EXTENSION

MIN – 650 x 500 mm

MAX PVC – 5500 x 3500 mm

MAX Mesh – 6000 x 3500 mm

FABRIC

Shadeview Mesh – 25 colours

Clear or tinted PVC (0.75 mm)

Docril (acrylic canvas) – 132 colours

OPERATION

Manual

Automated (Shadeview Mesh only)

OPTIONS

Reverse handle

Face fix

Pull stick

PROTECTION

135 mm Small pelmet – drops up to 2400

155 mm Large pelmet – drops up to 3300

135 mm Flashing

COMPONENT COLOURS

Customised to Dulux powder-coat range


Fabric

Colour - the key to creating the perfect environment for you. Our hard wearing fabric range has been carefully developed to make the very best outdoor living accents. Visit shadeelements.co.nz to see the full fabric collection.




Designed and manufactured in Spain and known for its superb quality with an extensive colour palette.

Docril offers an impressive selection of 132 vibrant colours to suit any décor and comes with a 10 year UV warranty.




Shadeview fabric cleverly diffuses light, lends a pared-back finish and optimises views but it still protects you and your home from the elements. Available in different weave options with 25 colours.



Clear PVC is the best solution when an unobstructed view is required while, providing full wind and rain protection.

Automation

Screens can be automated to respond to the touch of a button, allowing you to relax and enjoy the ease of remote operation.



shadeelements.co.nz

